



**District Report Card: 2017**


<b>State:</b> Tamil Nadu	<b>District:</b> Salem
<b>Class:</b> 3	<b>Subject:</b> Mathematics
<b>Schools:</b> 60	<b>Students:</b> 989


**Participation/Coverage**


**Students**

<b>GENDER</b> 	Boys		Girls	
	Number	%	Number	%
	444	44.89	545	55.11

<b>AREA</b> 	Rural		Urban	
	Number	%	Number	%
	706	71.39	283	28.61

<b>CATEGORY</b> 	SC		ST		OBC		GEN	
	Number	%	Number	%	Number	%	Number	%
	291	29.42	29	2.93	661	66.84	8	0.81

<b>CWSN</b> 	LD	VI	HI	S&LD	ID	Oth
	3	2	0	0	5	0

<b>Management</b> 	Government		Government-aided	
	Number	%	Number	%
	721	72.90	268	27.10

**Average Performance of Students in Mathematics (%)**

Overall	Gender		Area		Management		Social Group			
	Male	Female	Rural	Urban	Govt.	Aided	SC	ST	OBC	GEN
62.00	62.07	61.94	63.27	58.85	62.29	61.22	59.04	63.68	63.24	61.67

## Performance on Learning Outcomes (LOs)

Learning Outcomes	Description	Average Performance(%)
M301	Reads and writes numbers up to 999 using place value	61.72
M302	Compares numbers up to 999 based on their place values	73.10
M303	Solves simple daily life problems using addition and subtraction of three digit numbers with and without regrouping	53.70
M304	Constructs and uses the multiplication facts (up till 10) in daily life situations	60.36
M305	Analyses and applies an appropriate number operation in the situation/ context	48.43
M306	Explains the meaning of division facts by equal grouping/sharing and finds it by repeated subtraction	57.94
M309	Identifies and makes 2D-shapes by paper folding, paper cutting on the dot grid, using straight lines etc.	85.57
M311	Fills a given region leaving no gaps using a tile of a given shape	48.69
M312	Estimates and measures length and distance using standard units like centimeters or meters & identifies relationships	29.96
M317	Reads the time correctly to the hour using a clock/watch	73.00
M318	Extends patterns in simple shapes and numbers	55.44
M319	Records data using tally marks, represents pictorially and draws conclusions	82.31

Range of Performance of Students who Answered Correctly							
Below 30%		30% - 50%		50% - 75%		Above 75%	
Number	%	Number	%	Number	%	Number	%
78	7.89	241	24.37	374	37.82	296	29.93

## Lowest Performing Learning Outcomes (LOs)

- 1 - Estimates and measures length and distance using standard units like centimeters or meters & identifies relationships (29.96)
- 2 - Analyses and applies an appropriate number operation in the situation/ context (48.43)
- 3 - Fills a given region leaving no gaps using a tile of a given shape (48.69)
- 4 - Solves simple daily life problems using addition and subtraction of three digit numbers with and without regrouping (53.70)
- 5 - Extends patterns in simple shapes and numbers (55.44)